

Bantam

PRODUCT CATALOG

SIT + STAND + SUPINE
IN ONE STANDER



EasyStand

Bantam

Extra Small, Small & Medium

The Bantam is the only stander that combines the benefits of sit to stand and the option of supine to create infinite positioning possibilities from 90-90 sitting, fully vertical standing, full supine lying and anywhere in between. No other stander can provide the amount of positioning that is possible with the EasyStand Bantam.



The Bantam

Hip-Knee Flexion Transfers

- Allows standing pivot transfers, lateral seat-to-seat, supine flat-to-load, supine with hip and knee flexion transfers or any position in between
- Compatible with patient lifts
- Each child is different and the Bantam provides choices when transferring

Gradual Range of Motion with Hip-Knee Flexion

- Can start in a hip-knee flexion position and gradually increase lower extremity extension
- By maintaining a sustained, weight-bearing stretch throughout the standing session, range of motion (ROM) can increase over time for many children

Full Support with Sit to Stand

- Full body support system with foot plates, knee pads (anterior), seat (posterior) and chest pad (anterior) that supports the individual in all positions from sitting, supine and standing
- Children appear to adapt more quickly to standing and weight-bearing when using a sit to stand device due to the extra support and sense of security

Accommodating Contractures

- Adjustability creates the opportunity to stand children with positioning challenges
- No special modifications are needed to accommodate children with contractures and leg length discrepancies
- Match the hip and knee flexion of the child; and then, adjust as range of motion in the hips and knees improves

Advantage

Upright Standing

- Upright standing is a natural position with the head, hips, knees and ankles all in vertical alignment
- When a child stands upright, they are likely to feel more balanced and are in an optimal position to allow strengthening of the neck muscles
- The option to easily go from upright to supine encourages longer periods of standing, especially when loss of head control begins

Custom Fit for Better Standing

- Modular design works for children who require minimal positioning and has options for those who require maximum positioning and support
- Over 50 positioning and support options that help keep the most challenging cases safe, aligned and secure
- Tool free adjustments

Positioning/Activity Chair Capabilities

- Can do anterior tilt positioning, posterior tilt in space and a true full recline similar to positioning/activity chairs
- Offers terrific pelvic support and stability by keeping the child positioned in the seat with knee pads, hip supports and lap belts
- More position changes with fewer transfers means less lifting and decreased risk of injury for caregivers

Feeding Chair Possibilities

- Sitting upright is often not the best position for head control when feeding and partial or supine standing can be the answer
- Provides many position options including sitting, tilt, recline and standing to find the optimal feeding position



Anterior Tilt Sitting



Supine Lying



Supine with Hip-Knee Flexion

Bantam

Extra Small, Small & Medium

SIT+STAND+SUPINE



Inclusion in School and Home

- The child can stand when others are standing, sit when they are sitting and use the stander under the same tables, up next to the white board or with other educational tools
- Serves as a positioning, feeding or activity chair both in school and at home
- Swing-away, angle adjustable tray is a perfect surface for work, play, communications, nutrition and sensory activities

Plenty of Growth

- Substantial growth built into the frames along with tool free adjustments
- The Bantam extra small has up to 12" of height growth and the Bantam small/medium both have up to 18" of height growth
- Seat depths: extra small is 7"-12", small is 11"-16", medium is 15"-20"
- Seat to Foot Plate Range: extra small/small is 4.5"-16.5", medium is 7"-18.5"

Promoting Activity in a Bantam

- Keeps the child moving and changing positions without additional transfers
- Infinite positions can make activities easier and more comfortable
- Being able to move the child into several different positions with one product can create opportunities for better health, cognitive growth and balance

Easy Pricing Structures

- Itemized price lists feature a full set of options to create a unique product configuration. Each component is selected individually as there are no standard options included with the base price
- Package price lists feature some of the most popular product configurations. Pre-selected combinations of components that makes ordering simple and a single line-item price

Bantam Extra Small/Small Hygienic Covers



RAINBOW UNICORN



SEA CREATURES



FANCY PANTS ELEPHANTS



SPACE RACE



ALL SMILES ANIMALS

Bantam Extra Small/Small Frame Colors



GREEN



PURPLE



WHITE



ORANGE

Specifications

	Bantam Extra Small	Bantam Small	Bantam Medium
Weight Limit	50 lbs. (23kg)	100 lbs. (45kg)	200 lbs. (91kg)
Height Range*	28"-40" (71-102cm)	36"-54" (91-137cm)	4'-5'6" (122-168cm)
Seat to Foot Plate Range	4.5"-16.5" (11-42cm)	4.5"-16.5" (11-42cm)	7"-18.5" (18-47cm)
Seat Depth Range w/Back	7"-12" (18-30cm)	11"-16" (28-41cm)	15"-20" (38-51cm)
Seat Height from Floor	19" (48cm)	19" (48cm)	22" (56cm)
Knee Pad Depth Range	2.5"-8.5" (6-22cm)	2.5"-8.5" (6-22cm)	3"-8" (8-20cm)
Weight of Basic Unit	54 lbs (24kg)	54 lbs (24kg)	108 lbs (49kg)
Frame Footprint (base unit)	24.5"x36.5" (62x93cm)	24.5"x36.5" (62x93cm)	24.5"x44.5" (62x113cm)
Supine	0-90°	0-90°	0-90°

*Height ranges are approximate with sit to stand, seat depth and seat to footplate measurements are more accurate measurements to determine the correct size standing frame.

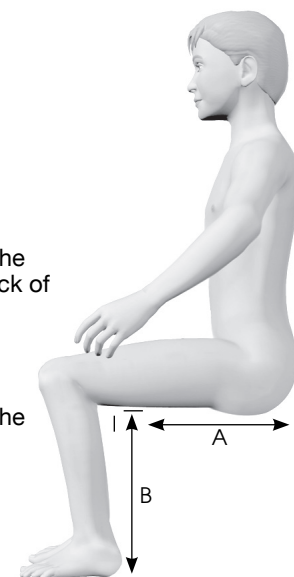


Seat Depth (A):

Measure the distance between the back of the buttocks and the back of the knee.

Seat to Footplate (B):

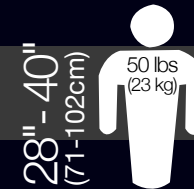
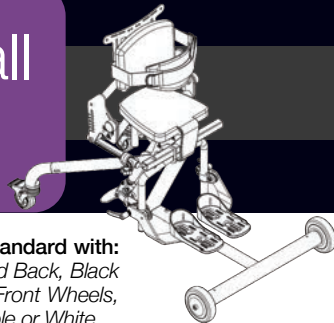
Measure the distance between the foot/shoe and the knee bend.



additional specifications at easystand.com

Bantam Extra Small

Options



The EasyStand Bantam Extra Small base unit comes standard with:
 Foot Plates, Gas Spring Lift with Foot Pedal, Planar Seat and Back, Black Upholstery, Two 3" Rear Locking Swivel Casters, Two 5" Front Wheels, Chest Strap and choice of frame color: Green, Orange, Purple or White.



Foot Holder Sizes

6"Lx3"W
 7.75"Lx3.25"W (default)
 9.75"Lx4"W



Knee Pad Sizes (inside width)

2.5"
 3.25" (default)
 4.25"



Planar Back Sizes (height from seat)

11"-13"H Range (default)
 15"-17"H Range



PT50234 Supine

Allows the Bantam to be used as a supine or sit to stand stander. User can be transferred in flat-to-load, seated or hip-knee flexion position. Adjusts from 0-90° supine. Head support required. Supine option CANNOT be ordered off-unit.



PNG50499 Easy-Adjust Seat Depth

Roller bearing seat depth that allows for smoother seat depth adjustment. Easy-Adjust option CANNOT be ordered off-unit.



PT50236 Dual Control

Allows both foot and hand control of the gas spring lift. Push Handle PT50280 required.



PA5614 Gas Spring Lift Lockout

Locks gas spring in any position to prevent inadvertent change of position.



PT50022 Pow'r Up Lift

Brings the user to the standing position with the touch of a button. Includes light touch controller, rechargeable battery and charger, Linak® actuator and an emergency release. Can not be added off unit.



PT50020 Hydraulic Actuator with Removable Handle

Allows the user to independently transition to standing with a manual hydraulic actuator. Handle is adjustable and removable. Replaces gas spring lift.



PNG50044 Quad Grip Handle Extension

Attaches to the actuator handle for users with limited dexterity. Adjusts for various hand sizes. Only available with hydraulic actuator.



PNG50070 T-Style Handle Extension

Attaches to the actuator handle for users with limited range of motion. Makes the first few pumps easier and descending more accessible. Adds additional 7" (18cm) in each direction. Only available with hydraulic actuator.



PT50116 Front Swivel Casters

Locking casters allow for easier steering and movement of stander. Replaces front wheels. Extends footprint of the unit to 30"x38" (76x97cm). Not available with Mobile option.



PT50177 Mobile

Allows self-propulsion while sitting or standing. Push rims adjust forward and aft. Mobile footprint 24"x38" (61x97cm). Push rims height 35" (89cm) from floor. Not available with Supine.



PT50246 Mobile Tray

Provides anterior support while using the mobile option. Tray is 4"x12" (10x30cm) and has height and depth adjustment. Not available with the form to fit backs.



PT50204 Black Molded Tray-11"x19"

Tray is accessible in all positions and provides anterior support as user moves from supine to upright. Adjustable in depth and height. Tray size is 11"x19" (28x48cm). Not available with Mobile option.



PA5600 Black Molded Swing-Away Tray-11"x19"

Swing-Away tray is accessible in all positions and provides anterior support as user moves from supine to upright. Adjustable in depth, height and tray angle. Tray size is 11"x19" (28x48cm). Not available with Mobile option.



PA5602 Clear Swing-Away Tray-11"x19"

Swing-Away tray is accessible in all positions and provides anterior support as user moves from supine to upright. Adjustable in depth, height and tray angle. Tray size is 11"x19" (28x48cm). Not available with Mobile option.



PT50074 Black Molded Tray-21"x24"

Shadow tray is accessible in all positions and provides anterior support as user moves from sitting to standing. Adjustable in depth, height and tray angle. Tray size is 21"x24" (53x61cm). Not available with Mobile option.



PT50076 Clear Tray-21"x24"

Shadow tray is accessible in all positions and provides anterior support as user moves from sitting to standing. Adjustable in depth, height and tray angle. Tray size is 21"x24" (53x61cm). Not available with Mobile option.



PNG50042 Hand Grips

Provides additional arm and hand support, including alignment. Easily movable for precise arm positioning. Attaches with suction cups. A clear tray is required. Not available with Mobile option.



PT50156 Elbow Pad-9.25" Cutout PT50160 Elbow Pad-11" Cutout

Additional padded support surface on the black molded or clear tray. Only available with 21"x24" tray. Overall width 21.5" (55cm), pad extends back 3.75" (10cm) posterior from current table edge for additional upper body/extremity support. Not available with Mobile option.



PA5604 Forearm Wings-Black Molded Tray PA5606 Forearm Wings-Clear Tray

Wings give additional area to rest arms when in standing position. Only available with 11"x19" (28x48cm) tray. Not available with mobile option, padded tray cover, or elbow pads.



PA3038 Hygienic Padded Cover-11"x19" Tray PT30093 Hygienic Padded Cover-21"x24" Tray

Washable, padded slip on cover for trays. Available in five different patterns. Not available with Mobile option.



PT50262-1 Slide-In Knee Pads

Slide-In knee pads are adjustable in height +/- .75" (2cm), depth range 2.5"-8.5" (6-22cm) and rotation. Not available with mobile option, padded tray cover, or elbow pads.

**PT50264-1 Swing-Away Knee Pads**

Push of a button swings knee pad away providing more room for transfers. Multi-adjustable knee pads are adjustable in height +/- .75" (2cm), width 5.5"-10" (14-25cm), depth range 2.5"-8.5" (6-22cm) and rotation.

**PT50052 Form to Fit Back 11"-13"H Range
PT50240 Form to Fit Back 15"-17"H Range**

Contoured back provides midline support. Backs have a 11"-13" (28-33cm) and 15"-17" (38-43cm) height range.

**PT30066 Positioning Belt-23"
PT30094 Positioning Belt-33"**

2" (5cm) wide positioning belt has a D-ring Velcro® closure, provides hip stability for user. Fits hip circumference up to 23" (58cm) and 33" (89cm).

**PT50252 Multi-Adjustable Foot Plates**

Foot plates are adjustable forward/aft +/- .75" (2cm), plantar/dorsi +/- 20°, toe-in/toe-out, swivel 30° left/right, in addition to height.

**PT30078 Hygienic Cover
PT30089 Hygienic Cover**

Washable slip on cover for Planar Backs 11"-13" (28-33cm) and 15"-17" (38-43cm). Available in five different patterns.

**PT50086 X-Style Chest Vest-9.5"Lx9"W
PT50088 X-Style Chest Vest-11"Lx9.5"W**

Neoprene® with camlock adjustment provides anterior trunk support for child. Size is 9.5"Lx9"W (24x23cm), 11"Lx9.5"W (28x24cm).

**PT50080 Foot Straps-10"L
PY5636 Foot Straps-15"L**

Velcro® and D-ring adjustment holds feet in alignment with multiple attachment slots for proper foot positioning. Straps measured in length over top of foot, with approximately 1.5" (4cm) of Velcro® overlap.

**PT30079 Hygienic Cover for PT50052
PT30090 Hygienic Cover for PT50240**

Washable slip on cover for Form to Fit Backs. Available in five different patterns.

**PT50128 High Mount Chest Vest Bracket**

Moves mounting points for chest vest higher to secure shoulders in position. Chest Vest not included.

**PT50082 Secure Foot Straps-10"L
PY5638 Secure Foot Straps-15"L**

Velcro® and D-ring adjustment holds feet in alignment with multiple attachment slots for proper foot positioning. Straps measured in length over top of foot, with approximately 1.5" (4cm) of Velcro® overlap.

**PT50008 Lateral Supports-Curved Pad
PT50274 Lateral Supports-Flat Pad**

Provides midline positioning for children with limited trunk control. Width adjustment range is 8"-12" (20-30cm). Pad size is 4"Hx6"W (10x15cm)-Curved Pad 4"Hx6.25"W (10x16cm)-Flat Pad. For Planar Pads only.

**PT50062 Head Support-5"Hx8"W
PT50064 Head Support-6"Hx10"W**


Cushion size is 5"Hx8"W (13x20cm), 6"Hx10"W (15x25cm). Depth range is +1" to -.75" (+2 to -7cm) from backrest. Maximum height from seat is 24" (61cm).

**PT50278 Calf Pad**


Supports the legs when using the supine option. Pad size is 4"x13.5" (10x34cm).

**PT50248 Lateral Supports-Curved Pad
PT50276 Lateral Supports-Flat Pad**


Provides midline positioning for children with limited trunk control. Width adjustment range is 5"-9" (13-23cm). Pad size is 4"Hx6"W (10x15cm)-Curved Pad 4"Hx6.25"W (10x16cm)-Flat Pad. For Planar Pads only.

**PT50284 Form to Fit Headrest**


Head support 5"Hx10"W (13x25cm). Depth range is -.25" (6cm) to 1.5" (4cm) from backrest. Maximum height from top of upper body pad is 8" (25cm).

**PT50044 Form to Fit Seat**

Contoured positioning seat features form to fit upholstery with built in hip support. Size is 8.5-9.5"Wx9.5"L (22-24x24cm).

**PB3049 Hygienic Cover for Lateral Supports**

Washable slip on cover available in five different patterns. For lateral supports PT50008, PT50274, PT50248, and PT50276. Not available with elbow stop or arm rest.

**PA3035/PA3036 Hygienic Cover
PA3037 Hygienic Cover**

Washable slip on cover for 5"Hx8"W/ 6"Hx10"W Head Supports and Form to Fit Head Support. Available in five different patterns.

**PT30082 Hygienic Cover
PT30083 Hygienic Cover**

Washable slip on cover for Planar Seats and Form to Fit Seats. Available in five different patterns.

**PT50216 Lateral Supports with Elbow Stop**

Works as a lateral support and elbow rest. Great for the supine position. Width adjustment range is 8"-12" (20-30cm). Not available with form to fit upper body support. For Planar Pads only.

**PT50280 Push Handle**

Makes pushing the stander easier for the caregiver. Back required. Required for Dual Control.

**PT50098 Hip Supports**


Supports the hips in symmetrical alignment from sitting to standing. Adjustable width from 6"-9" (15-23cm) and 3 settings with a 2" (5cm) height range. Pad size is 3.5"x3.5" (9x9cm). Not available with Form to Fit seat.

**PT50218 Lateral Supports with Elbow Stop and Arm Rest**

Works as a lateral support, elbow rest and armrest. Great for the supine position. Width adjustment range is 8"-12" (20-30cm). For Planar Pads only.

**P80809 Tool Pouch**

Holds the assembly tools provided with the stander. Attaches to unit with Velcro® straps. Tools not included.

**PA3039 Hygienic Cover for Hip Supports**

Washable slip on cover for Hip Supports. Available in five different patterns.

**PT50220 Elbow Stop with Arm Rest**

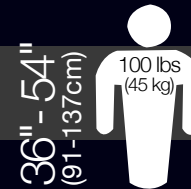
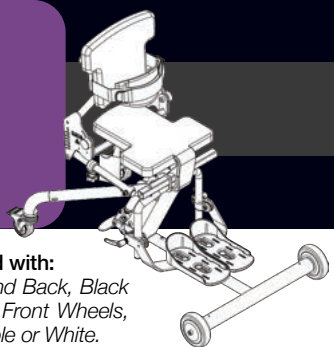
Great for loading and bringing to upright. Works with both planar and form to fit upper body supports. Width adjustment range is 8"-12" (20-30cm). For Planar and Form to Fit pads.

**P80246 Angle Locator**

Helps therapists monitor standing progress.

Bantam Small

Options



The EasyStand Bantam Small base unit comes standard with:

Foot Plates, Gas Spring Lift with Foot Pedal, Planar Seat and Back, Black Upholstery, Two 3" Rear Locking Swivel Casters, Two 5" Front Wheels, Chest Strap and choice of frame color: Green, Orange, Purple or White.



Foot Holder Sizes

7.75"Lx3.25"W (default)
9.75"Lx4"W
11.75"Lx5"W



Knee Pad Sizes (inside width)

3.25"
4.25" (default)
5"



Planar Back Sizes (height from seat)

14"-16"H Range (default)
18"-20"H Range



PT50234 Supine

Allows the Bantam to be used as a supine or sit to stand stander. User can be transferred in flat-to-load, seated or hip-knee flexion position. Adjusts from 0-90° supine. Head support required. Supine option CANNOT be ordered off-unit.



PNG50499 Easy-Adjust Seat Depth

Roller bearing seat depth that allows for smoother seat depth adjustment. Easy-Adjust option CANNOT be ordered off-unit.



PT50236 Dual Control

Allows both foot and hand control of the gas spring lift. Push Handle PT50280 required.



PA5614 Gas Spring Lift Lockout

Locks gas spring in any position to prevent inadvertent change of position.



PT50022 Pow'r Up Lift

Brings the user to the standing position with the touch of a button. Includes light touch controller, rechargeable battery and charger, Linak® actuator and an emergency release. Can not be added off unit.



PT50020 Hydraulic Actuator with Removable Handle

Allows the user to independently transition to standing with a manual hydraulic actuator. Handle is adjustable and removable. Replaces gas spring lift.



PNG50044 Quad Grip Handle Extension

Attaches to the actuator handle for users with limited dexterity. Adjusts for various hand sizes. Only available with hydraulic actuator.



PNG50070 T-Style Handle Extension

Attaches to the actuator handle for users with limited range of motion. Makes the first few pumps easier and descending more accessible. Adds additional 7" (18cm) in each direction. Only available with hydraulic actuator.



PT50116 Front Swivel Casters

Locking casters allow for easier steering and movement of stander. Replaces front wheels. Extends footprint of the unit to 30"x38" (76x97cm). Not available with Mobile option.



PT50177 Mobile

Allows self-propulsion while sitting or standing. Push rims adjust forward and aft. Mobile footprint 24"x38" (61x97cm). Push rims height 35" (89cm) from floor. Not available with Supine.



PT50246 Mobile Tray

Provides anterior support while using the mobile option. Tray is 4"x12" (10x30cm). and has height and depth adjustment. Not available with the form to fit backs.



PT50204 Black Molded Tray-11"x19"

Tray is accessible in all positions and provides anterior support as user moves from supine to upright. Adjustable in depth and height. Tray size is 11"x19" (28x48cm). Not available with Mobile option.



PA5600 Black Molded Swing-Away Tray-11"x19"

Swing-Away tray is accessible in all positions and provides anterior support as user moves from supine to upright. Adjustable in depth, height and tray angle. Tray size is 11"x19" (28x48cm). Not available with Mobile option.



PA5602 Clear Swing-Away Tray-11"x19"

Swing-Away tray is accessible in all positions and provides anterior support as user moves from supine to upright. Adjustable in depth, height and tray angle. Tray size is 11"x19" (28x48cm). Not available with Mobile option.



PT50074 Black Molded Tray-21"x24"

Shadow tray is accessible in all positions and provides anterior support as user moves from sitting to standing. Adjustable in depth, height and tray angle. Tray size is 21"x24" (53x61cm). Not available with Mobile option.



PT50076 Clear Tray-21"x24"

Shadow tray is accessible in all positions and provides anterior support as user moves from sitting to standing. Adjustable in depth, height and tray angle. Tray size is 21"x24" (53x61cm). Not available with Mobile option.



PNG50042 Hand Grips

Provides additional arm and hand support, including alignment. Easily movable for precise arm positioning. Attaches with suction cups. A clear tray is required. Not available with Mobile option.



PT50156 Elbow Pad-9.25" Cutout PT50160 Elbow Pad-11" Cutout

Additional padded support surface on the black molded or clear tray. Only available with 21"x24" tray. Overall width 21.5" (55cm), pad extends back 3.75" (10cm) posterior from current table edge for additional upper body/extremity support. Not available with Mobile option.



PA5604 Forearm Wings-Black Molded Tray PA5606 Forearm Wings-Clear Tray

Wings give additional area to rest arms when in standing position. Only available with 11"x19" (28x48cm) tray. Not available with mobile option, padded tray cover, or elbow pads.



PA3038 Hygienic Padded Cover-11"x19" Tray PT30093 Hygienic Padded Cover-21"x24" Tray

Washable, padded slip on cover for trays. Available in five different patterns. Not available with Mobile option.



PT50262-1 Slide-In Knee Pads

Slide-In knee pads are adjustable in height +/- .75" (2cm), depth range 2.5"-8.5" (6-22cm) and rotation. Not available with mobile option, padded tray cover, or elbow pads.

**PT50264-1 Swing-Away Knee Pads**

Push of a button swings knee pad away providing more room for transfers. Multi-adjustable knee pads are adjustable in height +/- .75" (2cm), width 5.5"-10" (14-25cm), depth range 2.5"-8.5" (6-22cm) and rotation.

**PT50056 Form to Fit Back 12.5"-14.5"H Range
PT50244 Form to Fit Back 16.5"-18.5"H Range**

Contoured back provides midline support. Backs have a 12.5"-14.5" (32-37cm) and 16.5"-18.5" (42-47cm) height range.

**PT30066 Positioning Belt-29"
PT30094 Positioning Belt-39"**

2" (5cm) wide positioning belt has a D-ring Velcro® closure, provides hip stability for user. Fits hip circumference up to 29" (74cm) and 39" (99cm).

**PT50252 Multi-Adjustable Foot Plates**

Foot plates are adjustable forward/aft +/- .75" (2cm), plantar/dorsi +/- 20°, toe-in/toe-out, swivel 30° left/right, in addition to height.

**PT30080 Hygienic Cover
PT30091 Hygienic Cover**

Washable slip on cover for Planar Backs 14"-16" (36-41cm) and 18"-20" (46-51cm). Available in five different patterns.

**PT50086 X-Style Chest Vest-9.5"Lx9"W
PT50088 X-Style Chest Vest-11"Lx9.5"W**

Neoprene® with camlock adjustment provides anterior trunk support for child. Size is 9.5"Lx9"W (24x23cm), 11"Lx9.5"W (28x24cm).

**PT50080 Foot Straps-10"L
PY5636 Foot Straps-15"L**

Velcro® and D-ring adjustment holds feet in alignment with multiple attachment slots for proper foot positioning. Straps measured in length over top of foot, with approximately 1.5" (4cm) of Velcro® overlap.

**PT30081 Hygienic Cover for PT50056
PT30092 Hygienic Cover for PT50244**

Washable slip on cover for Form to Fit Backs. Available in five different patterns.

**PT50128 High Mount Chest Vest Bracket**

Moves mounting points for chest vest higher to secure shoulders in position. Chest Vest not included.

**PT50082 Secure Foot Straps-10"L
PY5638 Secure Foot Straps-15"L**

Velcro® and D-ring adjustment holds feet in alignment with multiple attachment slots for proper foot positioning. Straps measured in length over top of foot, with approximately 1.5" (4cm) of Velcro® overlap.

**PT50008 Lateral Supports-Curved Pad
PT50274 Lateral Supports-Flat Pad**

Provides midline positioning for children with limited trunk control. Width adjustment range is 8"-12" (20-30cm). Pad size is 4"Hx6"W (10x15cm)-Curved Pad 4"Hx6.25"W (10x16cm)-Flat Pad. For Planar Pads only.

**PT50062 Head Support-5"Hx8"W
PT50064 Head Support-6"Hx10"W**

Cushion size is 5"Hx8"W (13x20cm), 6"Hx10"W (15x25cm). Depth range is +1" to -.75" (+2 to -7cm) from backrest. Maximum height from seat is 24" (61cm).

**PT50278 Calf Pad**

Supports the legs when using the supine option. Pad size is 4"x13.5" (10x34cm).

**PT50248 Lateral Supports-Curved Pad
PT50276 Lateral Supports-Flat Pad**

Provides midline positioning for children with limited trunk control. Width adjustment range is 5"-9" (13-23cm). Pad size is 4"Hx6"W (10x15cm)-Curved Pad 4"Hx6.25"W (10x16cm)-Flat Pad. For Planar Pads only.

**PT50284 Form to Fit Headrest**

Head support 5"Hx10"W (13x25cm). Depth range is -.25" (6cm) to 1.5" (4cm) from backrest. Maximum height from top of upper body pad is 8" (25cm).

**PT50048 Form to Fit Seat**

Contoured positioning seat features form to fit upholstery with built in hip support. Size is 11"-13"Wx14"L (28-33x36cm).

**PB3049 Hygienic Cover for Lateral Supports**

Washable slip on cover available in five different patterns. For lateral supports PT50008, PT50274, PT50248, and PT50276. Not available with elbow stop or arm rest.

**PA3035/PA3036 Hygienic Cover
PA3037 Hygienic Cover**

Washable slip on cover for 5"Hx8"W/ 6"Hx10"W Head Supports and Form to Fit Head Support. Available in five different patterns.

**PT30084 Hygienic Cover
PT30085 Hygienic Cover**

Washable slip on cover for Planar Seats and Form to Fit Seats. Available in five different patterns.

**PT50216 Lateral Supports with Elbow Stop**

Works as a lateral support and elbow rest. Great for the supine position. Width adjustment range is 8"-12" (20-30cm). Not available with form to fit upper body support. For Planar Pads only.

**PT50280 Push Handle**

Makes pushing the stander easier for the caregiver. Back required. Required for Dual Control.

**PT50007 Hip Supports**

Supports the hips in symmetrical alignment from sitting to standing. Adjustable width from 8"-12" (20-30cm) and 3 settings with a 2" (5cm) height range. Pad size is 3.5"x3.5" (9x9cm). Not available with Form to Fit seat.

**PT50218 Lateral Supports with Elbow Stop and Arm Rest**

Works as a lateral support, elbow rest and armrest. Great for the supine position. Width adjustment range is 8"-12" (20-30cm). For Planar Pads only.

**P80809 Tool Pouch**

Holds the assembly tools provided with the stander. Attaches to unit with Velcro® straps. Tools not included.

**PA3039 Hygienic Cover for Hip Supports**

Washable slip on cover for Hip Supports. Available in five different patterns.

**PT50220 Elbow Stop with Arm Rest**

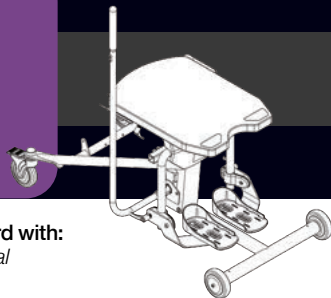
Great for loading and bringing to upright. Works with both planar and form to fit upper body supports. Width adjustment range is 8"-12" (20-30cm). For Planar and Form to Fit pads.

**P80246 Angle Locator**

Helps therapists monitor standing progress.

Bantam Medium

Options



Foot Holder Sizes

7.75"Lx3.25"W
9.75"Lx4"W
11.75"Lx5"W (default)



Knee Pad Sizes (inside width)

4.0"
5.5" (default)

4'-5'6"
(122-167cm)



200 lbs
(91 kg)

The EasyStand Bantam Medium base unit comes standard with:
Two 5" Front Wheels, Two 5" Rear Locking Casters, Manual Hydraulic Actuator with Handle, Planar Seat, Height-Only Adjustable Foot Plates, Black Upholstery, Blue Frame Color, (Back and Tray Required)



PY5554 Supine

Allows the Bantam to be used as a supine or sit to stand stander. User can be transferred in flat-to-load, seated or hip-knee flexion position. Adjusts from 0-90° supine. Head support required. Supine option CANNOT be ordered off-unit.



PY5645 Easy-Adjust Seat Depth

Roller bearing seat depth that allows for smoother seat depth adjustment. Easy-Adjust option CANNOT be ordered off-unit.



PY5568 Front Swivel Casters for Shadow

Allows for easier movement of stander. Replaces front wheels. Extends the footprint of the unit to 28.25"x47" (72x119cm).



PY5564 Pow'r Up Lift

Brings the user to the standing position with the touch of a button. Includes light touch controller, rechargeable battery and charger, Linak® actuator and an emergency release.



PY5632 Adjustable/Removable Actuator Handle

Removable actuator handle adjusts the distance of reach to handle to meet user's needs. Not available with Pow'r Up Lift.



PNG50044 Quad Grip Handle Extension

Attaches to the actuator handle for users with limited dexterity. Adjusts for various hand sizes. Only available with hydraulic actuator.



PNG50070 T-Style Handle Extension

Attaches to the actuator handle for users with limited range of motion. Makes the first few pumps easier and descending more accessible. Adds additional 7" (18cm) in each direction. Only available with hydraulic actuator.



PY5604 Black Molded Tray-21"Lx24"W

Shadow tray is accessible in all positions and provides anterior support as user moves from sitting to standing. Adjustable in depth, height and tray angle. Tray size is 21"Lx24"W (53x61cm). Back support required.



PY5606 Clear Tray-21"Lx24"W

Shadow tray is accessible in all positions and provides anterior support as child moves from sitting to standing. Adjustable in depth, height and tray angle. Tray size is 21"Lx24"W (53x61cm). Back support required.



PY5656 Black Molded Swing-Away Tray-21"Lx24"W

Tray swings either to the right, left or can be removed completely. Provides anterior support from sitting to standing. Tray size is 21"Lx24"W (53x61cm). Fore/aft adjustment is approximately 10". Adjustable in depth, height and tray angle. Back support required.



PY5657 Clear Swing-Away Tray-21"Lx24"W

Tray swings either to the right, left or can be removed completely. Provides anterior support from sitting to standing. Tray size is 21"Lx24"W (53x61cm). Fore/aft adjustment is approximately 10". Adjustable in depth, height and tray angle. Back support required.



PNG50042 Hand Grips

Provides additional arm and hand support, including alignment. Easily movable for precise arm positioning. Attaches with suction cups. A clear tray is required.



PT50156 Elbow Pad-9.25" Cutout

Additional padded support surface on the black molded or clear tray. 9.25" (24cm) cutout width. Overall width 21.5" (55cm), pad extends back 3.75" (10cm) posterior from current table edge for additional upper body/extremity support. Not available with large contour chest pad.



PT50160 Elbow Pad-11" Cutout

Additional padded support surface on the black molded or clear tray. 11" (28cm) cutout width. Overall width 21.5" (55cm), pad extends back 3.75" (10cm) posterior from current table edge for additional upper body/extremity support. Not available with large contour chest pad.



PY5582 Elbow Pad-13" Cutout

Additional padded support surface on the black molded or clear tray. 13" (33cm) cutout width. Overall width 21.5" (55cm), pad extends back 3.75" (10cm) posterior from current table edge for additional upper body/extremity support. Not available with large contour chest pad.



PNG30000 Large Contoured Chest Pad

Attaches to tray or no-tray bracket to provide anterior support. Replaces standard chest pad. Oval pad is 9.5"Hx15"W (24x38cm). Not available with elbow pad.



PNG30295 Padded Tray Cover

A padded tray cover that attaches to the black molded, clear, angle adjustable or shadow tray. Not available with elbow pads.




PY5594-1 Slide-In Knee Pads

Slide-in knee with height adjustment. Depth range of 3"-8" (8-20cm).



PY5596-1 Swing-Away Knee Pads

Push of a button swings knee pad away providing more room for transfers. Multi-adjustable knee pads are adjustable in height +/-3" (+/-8cm), width 5"-9" (13-23cm) in addition to depth range 3"-8" (8-20cm).



PY5600-1 Roho Knee Pads

Roho Dry Flotation Technology available for increased pressure relief or those with increased skin sensitivity. Only available with the 5.5" (14cm) knee pad.



PY5586 Multi-Adjustable Foot Plates

Foot plates are adjustable forward/aft +/- .75" (2cm), plantar/dorsi +/-20°, toe-in/toe-out, swivel 30° left/right and height.



PT50080 Foot Straps-10"L
PY5636 Foot Straps-15"L

Velcro® and D-ring adjustment holds feet in alignment with multiple attachment slots for proper foot positioning. Straps measured in length over top of foot, with approximately 1.5" (4cm) of Velcro® overlap.



PT50082 Secure Foot Straps-10"L
PY5638 Secure Foot Straps-15"L

Velcro® and D-ring adjustment holds feet in alignment with multiple attachment slots for proper foot positioning. Straps measured in length over top of foot, with approximately 1.5" (4cm) of Velcro® overlap.



PY5570 Contoured Seat-Narrow 11"-13"W
PY5572 Contoured Seat-Wide 12"-14"W

Contoured positioning seat features form to fit upholstery with built in hip support. PY5570 seat is 11"-13"W (28-33cm) and PY5572 seat is 12"-14"W (30-35cm).




PY3042 Black Hygienic Seat Cover

Removable Black Hygienic Seat Cover for Planar Seat.



PY3043 Black Hygienic Seat Cover
PY3044 Black Hygienic Seat Cover

Removable Black Hygienic Seat Cover for PY5570 Contoured Seat-Narrow 11"-13"W (28x33cm) and PY5572 Contoured Seat-Narrow 12"-14"W (30x36cm).



PY5560 Hip Supports

Supports the hips in symmetrical alignment from sitting to standing. Adjustable width from 9"-15" (23-38cm) with a +/-1" (2.5cm) height range. Pad size is 4"Hx6.25"H (10x16cm). Not available with contoured seat.



PY5530 Planar Back 16"H

Flat back provides additional support. Top of back is 16"H (41cm) from seat.



PY5532 Planar Back 20"H

Flat back provides additional support. Top of back is 20"H (51cm) from seat.



PY5574 Contoured Back 16"H
PY5576 Contoured Back 20"H

Contoured back provides midline support. PY5574 top of back is 16"H (41cm) from seat and PY5576 top of back is 20"H (51cm) from seat.



PY3041 Black Hygienic Back Cover
PY3040 Black Hygienic Back Cover

Removable Black Hygienic Back Cover for PY5530 Planar Back-16"H (41cm) and PY5532 Planar Back-20"H (51cm).



PY3045 Black Hygienic Back Cover
PY3046 Black Hygienic Back Cover

Removable Black Hygienic Back Cover for PY5574 Contoured Back-16"H (41cm) and PY5576 Contoured Back-20"H (51cm).



PY3008 Velcro Positioning Belt

2" (5cm) wide positioning belt has a D-ring Velcro® closure, provides hip stability for user. Fits hip circumference up to 66" (168cm). Back required.



PY3014 Positioning Belt with Airline Style Buckle

2" (5cm) wide positioning belt with airline style buckle provides hip stability. Fits hip circumference up to 66" (168cm). Back required.



PY5620 Chest Strap

Velcro® and D-ring adjustment provides moderate support, back required.



PY5634 High Mount Chest Vest Bracket

Moves mounting points for chest vest higher to secure shoulders in position. Chest vest not included. Head Support and Back required.



PNG30170 X-Style Chest Vest-11"Lx9.5"W
PNG30056 X-Style Chest Vest-14.5"Lx10.5"W

Neoprene® with camlock adjustment provides anterior trunk support for child. Back required.



PNG30171 Y-Style Chest Vest-17.5"Lx11.5"W
PNG30021 Y-Style Chest Vest-20.5"Lx12.5"W

Neoprene® with camlock adjustment provides anterior trunk support for child. Back required.



PY5686 Lateral Supports with Flat Pads
PY5562 Lateral Supports with Curved Pads

Provides midline positioning for users with limited trunk control. Width adjustment range is 9"-14.5" (23-37cm). Flat pad size is 4"Hx6"W (10x15cm). Curved pad size is 4"Hx6.25"W (10x16cm). For Planar Pads only. Back required.



PY5658 Lateral Supports with Elbow Stop

Works as a lateral support and elbow rest. Great for the supine position. Width adjustment range is 9"-14.5" (23-37cm). Not available with form to fit upper body support. For Planar Pads only.



PY5659 Lateral Supports with Elbow Stop and Arm Rest

Works as a lateral support, elbow rest and armrest. Great for the supine position. Width adjustment range is 9"-14.5" (23-37cm). For Planar Pads only.



PY5660 Elbow Stop with Arm Rest

Great for loading and bringing to upright. Works with both planar and contoured upper body supports. Width adjustment range is 9"-14.5" (23-37cm). For planar and contoured pads.



PY5626 Head Support-5"H-8"W
PY5628 Head Support-6"Hx10"W

Cushion size is 5"Hx8"W (13x20cm) or 6"Hx10"W (15x25cm). Height range from seat with 16" planar back is 18"-27" (46-69cm), 20" planar back is 22"-31" (56-79cm). Depth range is -2.5" to +1.5" (-6 to-4cm) from backrest.



PY5630 Head Support-7"Hx14"W

Cushion size is 7"Hx14"W (18x36cm). Height range from seat with 16" planar back is 18"-27" (46-69cm), 20" planar back is 22"-31" (56-79cm). Depth range is -2.5" to +1.5" (-6 to-4cm) from backrest.



PA5586 Form to Fit Headrest

Cushion size is 5"Hx10"W (13x25cm). Height range from seat with 16" planar back is 18"-27" (46-69cm), 20" planar back is 22"-31" (56-79cm). Depth range is -2.5" to +1.5" (-6 to-4cm) from backrest.



PNG50040 Push Handles

Makes pushing the stander easier for the caregiver. Back required.



P80809 Tool Pouch

Holds the assembly tools provided with the stander. Attaches to unit with Velcro® straps. Tools not included.



PY5643 Angle Locator

Helps therapists monitor standing progress. Attaches to the back with magnet. Back required.

Check out all the **AltimateMedical** brands.

ActiveAid

Zing

JUSTIFY IT

— LMNs made easy —



EasyStand^{li}

Altimate Medical, Inc.

262 West First Street
Morton, MN 56270 USA

Tel: 800.342.8968 • 507.697.6393

Fax: 877.342.8968 • 507.697.6900

info@easystand.com • easystand.com

Standing technology should only be used under the guidance of a physician with recommendations for standing program protocol and any medical precautions. Standing programs should be monitored by the attending therapist. AMI maintains a policy of continual product improvement and reserves the right to change features, specifications and prices without prior notification. Check with AMI for latest information.
FORM BANTAMCAT022520 REV C Copyright © 2020 Altimate Medical, Inc. All rights reserved. Printed in the USA.