



49 Bespoke Inc.
51 Caldari Road, Units 6-7B
Concord, ON L4K 4G3, Canada
Telephone: +1.866.827.4548
Fax: +1.877.731.7745
49@49bespoke.com
www.49bespoke.com

Quickie 7^R
January 2020

EIR11



Mark For:

Date: _____
Dealer Acct #: _____
Dealer: _____
Dealer Contact: _____
Dealer Address: _____
Dealer City: _____ PV: _____ PC: _____
Dealer Phone: () _____ Fax: () _____
Confirmation Email: _____
Confirm Via: ☐ Fax ☐ Email

Submitting for:

☐ Quote ☐ Order

PO#: _____

ADDITIONAL SHIPPING INFORMATION

Ship To: _____
Attention: _____
Address: _____
Address: _____
Ship To City: _____ PV: _____ PC: _____
Ship To Phone: () _____ Fax: () _____

✓ Option # Definition Price ✓ Option # Definition Price

1. FRAME

Base Model

Weight capacity 265 lbs

☐ 132WM88 Quickie 7^R - Adjustable \$4,262.00

Performance Package (No substitutions, discount given on separate line)

☐ 132QD01 Single Sided Fork \$162.00
Ultra Lightweight Wheel \$329.00
Schwalbe Marathon Plus Evolution \$145.00
Compact Wheel Lock \$150.00
Retail Value \$786.00
Package Price \$646.00

Ultra Lite Package (No substitutions, discount given on separate line)

☐ 132QD02 Ultra Lite Seat Sling \$145.00
Ultra Lightweight Wheel \$329.00
Schwalbe Speed Run Tire \$150.00
Compact Wheel Lock \$150.00
Retail Value \$774.00
Package Price \$634.00

Frame Angle

See **FIGURE 1** Measure from front frame to floor.

☐ 132FA1 75° NC
☐ 132FA8 80° NC
☐ 132FA2 85° NC

Frame Inset Per Side

See **FIGURE 2** Frame Inset is the distance from the outside of the seat tube to the outside of the footrest.

☐ 132FF1 0" NC
☐ 132FF2 1" (N/A w/ 12" wide) NC
☐ 132FF3 2" (N/A with 12" & 13" wide) NC

Frame Style

See **FIGURE 3** Measurement for set up.

☐ 132FS9 Standard NC
☐ 132FS34 Classic NC

***Standard Frame** - Seat Sling to front frame bend angle is 1.5" shorter than the classic position. **Classic Frame** - Traditional seat sling to front frame bend angle dimensions. Front of back cane post to front edge of seat sling will remain the same for both Standard and Classic.

Frame - Direct Mount Wheel Lock (Optional)

Only available with Compact Wheel Lock, 0° & 3° Camber and 24-25 rear wheels. No mounting clamp hardware, N/A with Aluminum or carbon fiber sideguards. N/A with mountain tires or rear suspension. N/A in 12"-15" seat depths. N/A with height adjustable armrests.

☐ 132WH13 Direct Mount Wheel Lock NC

Transit

☐ 132TO45 Transit System NC

Attitude Bike (Optional)

☐ 132IN04 Attitude Bike bundle See Order Form

Figure 1

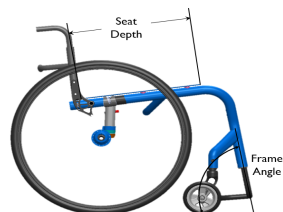


Figure 2

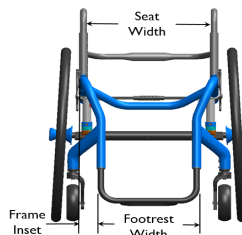


Figure 3



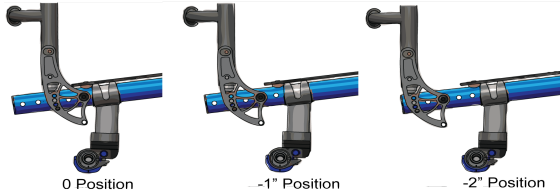
2. SIZE / SEATING

Depth Adjustable Backrest (Optional)

See **FIGURE 4** Depth Adjust Backrest extends the frame rear of the seat sling, select a factory setting.

<input type="checkbox"/>	132DP02	0 Setting Backrest at standard position, field adjustable to -1" or -2"	\$188.00
<input type="checkbox"/>	132DP03	-1 Setting Backrest -1" offset, field adjustable to flush or -2"	\$188.00
<input type="checkbox"/>	132DP04	-2 Setting Backrest -2" offset, field adjustable to flush or -1"	\$188.00

Figure 4



Seat Width

See **FIGURE 5** Measure from outside of seat tube to the outside of opposite seat tube.

<input type="checkbox"/>	132S3	12"	NC	<input type="checkbox"/>	132S8	17"	NC
<input type="checkbox"/>	132S4	13"	NC	<input type="checkbox"/>	132S9	18"	NC
<input type="checkbox"/>	132S5	14"	NC	<input type="checkbox"/>	132S10	19"	NC
<input type="checkbox"/>	132S6	15"	NC	<input type="checkbox"/>	132S48	20"	\$284.00
<input type="checkbox"/>	132S7	16"	NC				

Seat Depth

See **FIGURE 6** Measure from front of back post to front edge of seat sling. Seat sling is 1" shorter than depth ordered, but actual seat depth will remain the same as ordered.

<input type="checkbox"/>	132SD5	12"	NC	<input type="checkbox"/>	132SD10	17"	NC
<input type="checkbox"/>	132SD6	13"	NC	<input type="checkbox"/>	132SD11	18"	NC
<input type="checkbox"/>	132SD7	14"	NC	<input type="checkbox"/>	132SD12	19"	\$284.00
<input type="checkbox"/>	132SD8	15"	NC	<input type="checkbox"/>	132SD13	20"	\$284.00
<input type="checkbox"/>	132SD9	16"	NC				

Figure 5

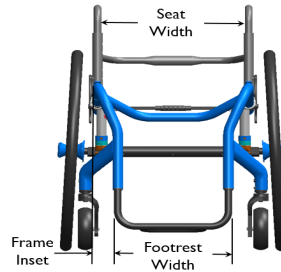
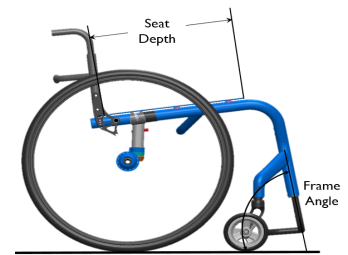


Figure 6



Seating Systems

<input type="checkbox"/>	132OP01	Standard Seat Sling	NC
<input type="checkbox"/>	132OP02	Ultra Seat Sling Available 14" to 18" Widths and Depths. Ultra Seat Sling will be ~1/4" less than requested seat height value.	\$145.00
<input type="checkbox"/>	132OP04	Omit Seat Sling	NC

Cushion

<input type="checkbox"/>	132CU1	2" Cushion	\$173.00
--------------------------	--------	------------	----------

JAY Cushions (Optional)

To order any JAY cushions on-chair, please see the JAY price list.

Cushion name or part number must be filled out with desired width and depth

<input type="checkbox"/>	132JC20	JAY Bundled Cushion Cushion Name or Part #	Price List
		Width: _____ Depth: _____	

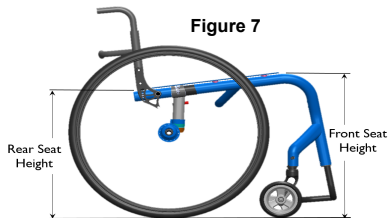
3. CASTERS / SEAT HEIGHT

Front Seat Height

See **FIGURE 7** Measure from the front of the seat rail to the floor.

<input type="checkbox"/>	132SH14	16.0"	NC	<input type="checkbox"/>	132SH20	18.5"	NC
<input type="checkbox"/>	132SH15	16.5"	NC	<input type="checkbox"/>	132SH21	19.0"	NC
<input type="checkbox"/>	132SH16	17.0"	NC	<input type="checkbox"/>	132SH23	19.5"	NC
<input type="checkbox"/>	132SH17	17.5"	NC	<input type="checkbox"/>	132SH24	20.0"	NC
<input type="checkbox"/>	132SH18	18.0"	NC	<input type="checkbox"/>	132SH26	20.5"	NC
				<input type="checkbox"/>	132SH27	21.0"	NC

Figure 7



Caster Wheels

<input type="checkbox"/>	132CW1	3" Micro	NC
<input type="checkbox"/>	132CW3	4" Low Profile Polyurethane	NC
<input type="checkbox"/>	132CW31	4" Micro Lighted	\$101.00
<input type="checkbox"/>	132CW72	4" x 1" Aluminum Poly	\$67.00
<input type="checkbox"/>	132CW44	4" x 1.25 Semi Pneumatic	NC
<input type="checkbox"/>	132CW64	4" x 1.5" Aluminum Soft Roll	\$101.00
<input type="checkbox"/>	132CW5	5" Low Profile Polyurethane	NC
<input type="checkbox"/>	132CW51	5" Micro Lighted	\$101.00
<input type="checkbox"/>	132CW6	5" Soft Roll (Grey) N/A w/Frog Legs	\$116.00
<input type="checkbox"/>	132CW65	5" x 1" Aluminum Poly	\$116.00
<input type="checkbox"/>	132CW7	5" x 1.5" Semi Pneumatic	\$101.00
<input type="checkbox"/>	132CW66	5" x 1.5" Aluminum Soft Roll	\$101.00
<input type="checkbox"/>	132CW34	6" Poly	NC
<input type="checkbox"/>	132CW33	6" Pneumatic	\$101.00
<input type="checkbox"/>	132CW35	6" x 1.5" Semi Pneumatic	\$101.00
<input type="checkbox"/>	132CW68	6" x 1.5" Aluminum Soft Roll	\$101.00

Caster Fork and Suspension

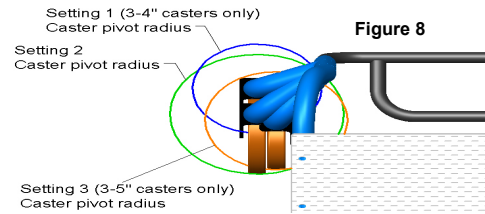
<input type="checkbox"/>	132CF65	Multiple Position	NC
<input type="checkbox"/>	132CF69	Multiple Position Single Sided Fork	\$162.00
<input type="checkbox"/>	132CF53	Frog Legs 0 lbs. weight to 100 lbs.	\$530.00
<input type="checkbox"/>	132CF54	Frog Legs 101 lbs. weight to 190 lbs.	\$530.00
<input type="checkbox"/>	132CF55	Frog Legs 191 lbs. weight to 265 lbs.	\$530.00

3. CASTERS / SEAT HEIGHT (CONT)

Caster Housing Position

See **FIGURE 8**. See Appendix for example.

<input type="checkbox"/>	132LH01	Setting 1 Suggested for 3" & 4" casters. For 2" Inset N/A w/ setting 1	NC
<input type="checkbox"/>	132LH02	Setting 2 Suggested for 5" & 6" casters.	NC
<input type="checkbox"/>	132LH03	Setting 3 N/A w/ 6" casters	NC



4. REAR WHEELS / SEAT HEIGHT

Rear Seat Height

RSH 13"-15.5" only w/ 20" Rear Wheel.

RSH 15"-15.5" Only w/ 20, 22 or 24" w/HP Clincher Rear Wheel.

RSH 16"-16.5" N/A w/ 24, 25 & 26" Rear Wheels and Rear Suspension

<input type="checkbox"/>	132RH11	13.0" (N/A w/ Rear Suspension)	NC
<input type="checkbox"/>	132RH12	13.5" (N/A w/ Rear Suspension)	NC
<input type="checkbox"/>	132RH13	14.0"	NC
<input type="checkbox"/>	132RH14	14.5"	NC
<input type="checkbox"/>	132RH15	15.0"	NC
<input type="checkbox"/>	132RH16	15.5"	NC
<input type="checkbox"/>	132RH17	16.0"	NC
<input type="checkbox"/>	132RH18	16.5"	NC
<input type="checkbox"/>	132RH19	17.0"	NC
<input type="checkbox"/>	132RH26	17.5"	NC
<input type="checkbox"/>	132RH20	18.0"	NC
<input type="checkbox"/>	132RH27	18.5"	NC
<input type="checkbox"/>	132RH21	19.0"	NC
<input type="checkbox"/>	132RH37	19.5"	NC
<input type="checkbox"/>	132RH22	20.0" (N/A w/ Rear Suspension)	NC

Camber

<input type="checkbox"/>	132CI1	0°	NC
<input type="checkbox"/>	132CI2	3°	NC
<input type="checkbox"/>	132CI4	6° (N/A w/ 5 spk Mag wheel)	NC

Xtender Power Assist

RSH 16.5"-19" with 22" wheels, RSH 17.5"-20" with 24" wheels 0 camber, pneumatic tire. 22" & 24" wheels only. Anti-Tips no charge. N/A w/ Transit and 4-link Suspension. Dual Drive mode available with B4ME

<input type="checkbox"/>	132XT6	22" Xtender Power Assist JWX-2 NICKEL	\$9,225.00
<input type="checkbox"/>	132XT7	22" Xtender Power Assist JWX-2 LITHIUM	\$10,710.00
<input type="checkbox"/>	132XT4	24" Xtender Power Assist JWX-2 NICKEL	\$9,225.00
<input type="checkbox"/>	132XT5	24" Xtender Power Assist JWX-2 LITHIUM	\$10,710.00

Please select one of the following handrim options

<input type="checkbox"/>	132XH5	Plastic Coated	NC
<input type="checkbox"/>	132XH6	Stainless Steel	NC

Xtender - Other Options

<input type="checkbox"/>	132XA10	Spare NiMH Power Pack - NICKEL	\$1,777.00
<input type="checkbox"/>	132XA11	Spare Li-Ion Power Pack - LITHIUM	\$2,287.00

Xtender Wheel Options

<input type="checkbox"/>	132XA8	SPARE 22" Lite Spoke Pneu Alum	NC
<input type="checkbox"/>	132XA9	SPARE 22" Lite Spoke Pneu Plastic	\$133.00
<input type="checkbox"/>	132XA2	SPARE 24" Lite Spoke Pneu Alum	NC
<input type="checkbox"/>	132XA4	SPARE 24" Lite Spoke Pneu Plastic	\$133.00

Rear Wheel

Ultra Lightweight only available w/ Aluminum Handrim. Contact Built 4 Me for Spinergy color options

<input type="checkbox"/>	132RW103	20" Mag Wheel 5 Spoke	NC
<input type="checkbox"/>	132RW104	22" Mag Wheel 5 Spoke	NC
<input type="checkbox"/>	132RW102	24" Mag Wheel 5 Spoke	NC
<input type="checkbox"/>	132RW90	20" Lite Spoke	\$295.00
<input type="checkbox"/>	132RW91	22" Lite Spoke	\$295.00
<input type="checkbox"/>	132RW92	24" Lite Spoke	NC
<input type="checkbox"/>	132RW93	25" Lite Spoke	NC
<input type="checkbox"/>	132RW94	26" Lite Spoke	\$116.00
<input type="checkbox"/>	132RW06	22" Ultra Lightweight Spoke Wheel	\$329.00
<input type="checkbox"/>	132RW10	24" Ultra Lightweight Spoke Wheel	\$329.00
<input type="checkbox"/>	132RW16	25" Ultra Lightweight Spoke Wheel	\$329.00
<input type="checkbox"/>	132RW28	22" Spinergy SPOX Black Spokes	\$150.00
<input type="checkbox"/>	132RW95	24" Spinergy SPOX Black Spokes	\$797.00
<input type="checkbox"/>	132RW96	25" Spinergy SPOX Black Spokes	\$797.00
<input type="checkbox"/>	132RW97	26" Spinergy SPOX Black Spokes	\$797.00
<input type="checkbox"/>	132RW32	22" Spinergy LX Black Spokes	\$1,025.00
<input type="checkbox"/>	132RW98	24" Spinergy LX Black Spokes	\$1,025.00
<input type="checkbox"/>	132RW99	25" Spinergy LX Black Spokes	\$1,025.00
<input type="checkbox"/>	132RW40	26" Spinergy LX Black Spokes	\$1,025.00
<input type="checkbox"/>	132RW50	24" Mountain	\$363.00

Rear Wheel Tire

<input type="checkbox"/>	132RT1	Pneumatic	NC
<input type="checkbox"/>	132RT2	Pneumatic Airless Insert N/A with Xtender	\$228.00
<input type="checkbox"/>	132RT3	Full Poly Tire	NC
<input type="checkbox"/>	132RT38	SHOX Performance Poly	\$134.00
<input type="checkbox"/>	132RT39	High-Pressure Clincher Black	\$96.00
<input type="checkbox"/>	132RT21	Schwalbe Marathon Plus Evolution	\$145.00
<input type="checkbox"/>	132RT27	Knobby V-TRAK by Kenda	\$111.00
<input type="checkbox"/>	132RT12	Mountain Only available in 24"	NC
<input type="checkbox"/>	132RT28	Schwalbe Speed Run Tire	\$150.00

Front to Rear Seat Height Matrix

12" Seat Depth	2.5" Max Front to Rear Seat Hgt.
13", 14" Seat Depth	3.0" Max Front to Rear Seat Hgt.
15", 16" Seat Depth	3.5" Max Front to Rear Seat Hgt.
17", 18" Seat Depth	4.0" Max Front to Rear Seat Hgt.
19", 20" Seat Depth	4.5" Max Front to Rear Seat Hgt.

4. REAR WHEELS / SEAT HEIGHT (CONT)

Tire	Wheel			
	5 Spoke Mag	Lite Spoke	Ultra Lightweight	Spinergy
Pneumatic	20,22,24	20,22,24,26		22,24,26
Pneumatic w/ Airless Insert	20,22,24	20,22,24,26		22,24,26
Full Poly	20,22,24	20,22,24		
SHOX Performance Poly	20,22,24	20,22,24,25		24,25
High-Pressure Clinch Blk		22,24,26	24	22,24,26
Schwalbe Marathon		24,25,26	22,24,25	24,25,26
Knobby V Trak by Kenda		24		24
Schwalbe Speed Run		24,25	24,25	24,25
20"= 451 mm 22"= 501 mm 24"= 540 mm 25"= 559 26"= 590				

Handrim			
<i>Natural Fit Handrims only available in 22", 24", & 25".</i>			
<i>Natural Fit w/ 5 spoke MAG only available in 24". See APPENDIX 11 for matrix</i>			
<input type="checkbox"/>	132HR1	Aluminum Anodized	NC
<input type="checkbox"/>	132HR4	Plastic Coated N/A w/ 25" & 26" Lite Spoke Wheels	\$134.00
<input type="checkbox"/>	132HR22	Natural Fit - Standard Grip	\$345.00
<input type="checkbox"/>	132HR23	Natural Fit - Super Grip	\$401.00
<input type="checkbox"/>	132HR25	Natural Fit - No Thumb Grip	\$435.00
<input type="checkbox"/>	132HR30	Natural Fit LT - Standard Grip	\$480.00
<input type="checkbox"/>	132HR31	Natural Fit LT - Super Grip	\$546.00
<input type="checkbox"/>	132HR32	Natural Fit LT - No Thumb Grip	\$515.00
<input type="checkbox"/>	132HR26	The Surge - Oval w/Gription Strip	\$515.00
<input type="checkbox"/>	132HR27	The Surge LT - Oval w/Gription Strip	\$546.00
<input type="checkbox"/>	132HR28	Q-Grip Neoprene Coated	\$435.00
<input type="checkbox"/>	132HR24	Spinergy Flex Rim Only available on Spinergy LX wheels 24" & 25"	\$647.00
<input type="checkbox"/>	132HR7	Omit Handrim N/A w/ Ultra Lightweight Wheels	(\$12.00)

Axle			
<input type="checkbox"/>	132AX1	Quick Release Steel	NC
<input type="checkbox"/>	132AX13	Quad Quick Release Steel Only available with Mountain Whls	\$168.00

Axle Plate			
<i>Extended COG N/A w/ Xtender Power Assist</i>			
<input type="checkbox"/>		Adjustable COG (1"-4")	NC
<input type="checkbox"/>		Adjustable Extended COG (0"-3")	NC

Rear Suspension (Optional)			
<input type="checkbox"/>	4-Link Rear Suspension COG (0"-3") Single Post only available up to 2" COG. Plastic Side Guards only available up to 2.5" COG. N/A w/Xtender		
<input type="checkbox"/>	132SV08	Weight from 0 lbs. to 175 lbs.	\$886.00
<input type="checkbox"/>	132SV09	Weight from 176 lbs. to 265 lbs.	\$886.00

Center of Gravity Preset			
<i>Measure from front of back post to the center of rear axle. Xtender 1"- 4"</i>			
<input type="checkbox"/>	132CC12	0"	NC
<input type="checkbox"/>	132CC1	.5"	NC
<input type="checkbox"/>	132CC2	1.0"	NC
<input type="checkbox"/>	132CC3	1.5"	NC
<input type="checkbox"/>	132CC4	2.0"	NC
<input type="checkbox"/>	132CC5	2.5"	NC
<input type="checkbox"/>	132CC6	3.0"	NC
<input type="checkbox"/>	132CC7	3.5"	NC
<input type="checkbox"/>	132CC8	4.0"	NC

5. WHEEL LOCKS

Wheel Lock			
<i>Not all wheel locks available in all seat depths, wheel size, or COG</i>			
<input type="checkbox"/>	132WL1	High Mount Push	NC
<input type="checkbox"/>	132WL2	High Mount Pull	NC
<input type="checkbox"/>	132WL45	Ergo Scissor	NC
<input type="checkbox"/>	132WL30	Compact	\$150.00
<input type="checkbox"/>	132WL10	Omit Wheel Lock	NC

Wheel Lock Options			
<input type="checkbox"/>	132WL12	Do Not Mount	NC

Extension Handle			
<i>Ext. handles only available with high mount push or pull wheel locks</i>			
<input type="checkbox"/>	132EH7	Extension Handle (Pair)	\$67.00

6. FOOTREST OPTIONS

Footrest			
<i>Angle Adjustable Flip Back N/A w/ 19-20 wide w/ 0" inset. Some Flip back configurations won't allow 2" ground clearance and will need to raise up. Flip back not available Caster setting 1" & 2" inset.</i>			
<input type="checkbox"/>	132F229	Aluminum Tubular	NC
<input type="checkbox"/>	132F274	Aluminum Tubular w/ Snap On Cover	\$39.00
<input type="checkbox"/>	132F276	Angle Adjustable Flip Back	\$228.00
<input type="checkbox"/>	132F325	Angle Adjustable FB Carbon Fiber	\$246.00
<input type="checkbox"/>	132F51	Platform Footrest	\$101.00
<input type="checkbox"/>	132F111	Ultra Lite Platform Footrest N/A w/ 14" wide and 2" inset, N/A w/ 19-20 wide w/ 0" inset	\$150.00
<input type="checkbox"/>	132F323	Platform Carbon Fiber footrest Not available on 19"-20" W	\$191.00

Adaptive Platform Spacer			
<i>N/A with Aluminum Tubular or Ultra Lite Platform.</i>			
<input type="checkbox"/>	132AD1	Adaptive Platform 2" Spacer	\$168.00
<input type="checkbox"/>	132AD2	Adaptive Platform 4" Spacer	\$168.00
<input type="checkbox"/>	132AD3	Adaptive Platform 6" Spacer	\$168.00

Footrest Options			
<input type="checkbox"/>	132DI08	High Mount Ext Tubes (N/A w/ Tubular footrest)	\$83.00
<input type="checkbox"/>	132DI03	Leg Strap	\$57.00
<input type="checkbox"/>	132DI04	Extra Leg Strap	\$77.00
<input type="checkbox"/>	132DI05	Gel Hanger Cover	\$114.00
<input type="checkbox"/>	132DI07	Neoprene Impact Guards	\$57.00
<input type="checkbox"/>	132DI02	Wear Pads	\$44.00
<input type="checkbox"/>	132DI06	Position Plates NA for Tubular Footrest	\$72.00

7. BACKREST

Back Type

Freestyle Backrest not available on Active Rigid chairs. See option 3 for details

<input type="checkbox"/>	132BT3	Non-Folding Angle Adjustable	NC
<input type="checkbox"/>	132BT96	Folding w/ Double Lock Down Angle Adj	NC
<input type="checkbox"/>	132BT121	Freestyle Backrest Non- folding	\$274.00
<input type="checkbox"/>	132BT122	Freestyle Backrest Folding	\$274.00

Choose Option 1 or 2

1. Aluminum Height Adjustable Backrest

<input type="checkbox"/>	132B110	Setting	10" - 14" Back Height	NC
<input type="checkbox"/>	132B127	Setting	12" - 16" Back Height	NC
<input type="checkbox"/>	132B111	Setting	14" - 18" Back Height	NC
<input type="checkbox"/>	132B137	Setting	16" - 20" Back Height	NC

2. Ultra Lightweight Aluminum Fixed Backrest

Select back height. 8", 9", or 10" only available with omit push handles.
17", 18", or 19" only available with fold down push handles

<input type="checkbox"/>	132BB21	8"	NC	<input type="checkbox"/>	132BB17	14"	NC
<input type="checkbox"/>	132BB20	9"	NC	<input type="checkbox"/>	132BB18	15"	NC
<input type="checkbox"/>	132BB13	10"	NC	<input type="checkbox"/>	132BB19	16"	NC
<input type="checkbox"/>	132BB14	11"	NC	<input type="checkbox"/>	132BB10	17"	\$101.00
<input type="checkbox"/>	132BB15	12"	NC	<input type="checkbox"/>	132BB11	18"	\$101.00
<input type="checkbox"/>	132BB16	13"	NC	<input type="checkbox"/>	132BB12	19"	\$101.00

OR

Towel Bar

<input type="checkbox"/>	132QT01	Standard Style - 4" Offset	NC
<input type="checkbox"/>	132QT02	Low Profile - 2" Offset Limited w/Solid Backs, Not suggested with 19" & 20" wide	\$62.00

Push Handles

<input type="checkbox"/>	132PH6	Integral Push Handles	NC
<input type="checkbox"/>	132PH5	Fold Down Push Handles N/A w/ 10"-14" adj height & 8"-10" fixed height N/A w/ standard upholstery	\$156.00
<input type="checkbox"/>	132PH2	Omit Push Handles	NC

Backrest Upholstery

<input type="checkbox"/>	132BU1	Standard Upholstery	NC
<input type="checkbox"/>	132BU88	Standard Upholstery EXO	\$69.00
<input type="checkbox"/>	132BU70	Backrest Tension Adj Ballistic Nylon	\$390.00
<input type="checkbox"/>	132BU71	Backrest Tension Adj 3DX Vented	\$435.00
<input type="checkbox"/>	132BU89	Backrest Tension Adj EXO	\$414.00
<input type="checkbox"/>	132BU14	Omit Back Upholstery	(\$21.00)

JAY J3 Back

<input type="checkbox"/>	132JB01	J3 Back To order a J3 Back please select Omit Back Upholstery. See J3 Back Order Form for Part #'s. N/A w/Freestyleback	Price List
--------------------------	---------	---	------------

Freestyle Backrest Option 3

Accessories such as head supports & lateral supports are not available with Freestyle backrest. The Freestyle back comes standard with a small lumbar positioning component Available with Plastic side guards and limited ranges with Carbon fiber sideguard with fender. Chair Seat depth will be reduced by 1" with backrest.

Backrest Type

<input type="checkbox"/>	132JB06	JAY J3 Back LT Aluminum model (J3PAXXXYYZZ)	\$585.00
<input type="checkbox"/>	132JB07	JAY J3 Back LT Carbon Fiber model (J3CFPAXXXYYZZ)	\$979.00

Backrest Height

Medium size backrest not available in Carbon Fiber.

<input type="checkbox"/>	132QF04	Small 6.5" shell hgt, 9" back height	NC
<input type="checkbox"/>	132QF05	Medium 8" shell hgt, 10.5" back height	NC
<input type="checkbox"/>	132QF06	Tall 9.5" shell hgt, 12" back height	NC

Backrest Color

Not applicable with carbon fiber back or Zebra color.

<input type="checkbox"/>	132GZ01	Black	NC
<input type="checkbox"/>	132GZ02	Matching Frame- Standard Colors	NC
<input type="checkbox"/>	132GZ03	Matching Frame- Custom Color	\$56.00

Military Service Patches

<input type="checkbox"/>	132VU1	US Marines Patch	NC
<input type="checkbox"/>	132VU2	US Army Patch	NC
<input type="checkbox"/>	132VU3	US Navy Patch	NC
<input type="checkbox"/>	132VU4	US Air Force Patch	NC
<input type="checkbox"/>	132VU12	Coast Guard Patch	NC
<input type="checkbox"/>	132VU5	Purple Heart Patch	NC
<input type="checkbox"/>	132VU8	Purple Heart with Marines Patch	NC
<input type="checkbox"/>	132VU9	Purple Heart with Army Patch	NC
<input type="checkbox"/>	132VU10	Purple Heart with Navy Patch	NC
<input type="checkbox"/>	132VU11	Purple Heart with Air Force Patch	NC
<input type="checkbox"/>	132VU13	Purple Heart with Coast Guard Patch	NC

Backrest Options

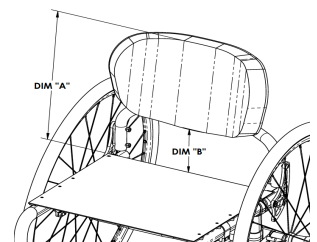
Telescoping Push Handles have Double "D" tubing to eliminate rotation.

<input type="checkbox"/>	132OD5	Narrow Backrest Inset Backrests 1" narrower than selected seat width. N/A with 12" Wide. N/A w/ Aluminum or Carbon Side Guards	\$101.00
<input type="checkbox"/>	132A192	Telescoping Push Handles Range of 13-19" from sling to handle	\$279.00
<input type="checkbox"/>	132A195	Telescoping Push Handles - Tall (25" from seat to push handle)	\$279.00

Backrest Width

<input type="checkbox"/>	132JQ01	14" Backrest Width	NC
<input type="checkbox"/>	132JQ02	16" Backrest Width	NC
<input type="checkbox"/>	132JQ03	18" Backrest Width	NC
<input type="checkbox"/>	132JQ04	20" Backrest Width	NC

Height Ranges	Dim "A"	Dim "B"
Small	12.0" - 14.5"	3.0" - 5.5"
Medium	12.0" - 16.0"	1.5" - 5.5"
Tall	12.0" - 17.5"	0.5" - 5.5"



8. ARMREST / SIDEGUARDS

Armrest - Padded Swing Away

Some limitations when used with the Angle Adjustable Back in the rear most setting
Please select a setting, will default to 11" if no selection is made.

<input type="checkbox"/>	132AA18	Padded Swing-Away STD (9" to 14")	\$256.00
	Setting	<input type="checkbox"/> 9" <input type="checkbox"/> 10" <input type="checkbox"/> 11" <input type="checkbox"/> 12" <input type="checkbox"/> 13" <input type="checkbox"/> 14"	

Armrest - Height Adjustable

<input type="checkbox"/>	132AA11	Single Post Height Adjustable - Std Range 8" - 13". Adjust in 1" increments	\$313.00
<input type="checkbox"/>	132AA29	Single Post Height Adjustable - Low Range 6.5" - 10.5". Adjust in 1" increments	\$313.00

Ampad - For Height Adjustable

<input type="checkbox"/>	132AM23	Desk Length (10") Classic	NC
<input type="checkbox"/>	132AM21	Desk Length (10") Contour	NC
<input type="checkbox"/>	132AM24	Full Length (14") Classic	NC
<input type="checkbox"/>	132AM22	Full Length (14") Contour	NC

Side Guards

Increases overall width of chair. Some interference may exist w/ padded SA arms at lowest settings Not available w/Height Adjustable Arms

<input type="checkbox"/>	132SG33	Plastic Standard	\$173.00
<input type="checkbox"/>	132SG29	Plastic Low	\$173.00
<input type="checkbox"/>	132SG35	Aluminum N/A w/High Push or Pull Wheel Locks	\$390.00
<input type="checkbox"/>	132SG36	Aluminum w/ Fender N/A w/ High Push or Pull Wheel Locks	\$457.00
<input type="checkbox"/>	132SG12	Carbon Fiber N/A w/ High Push or Pull Wheel Locks	\$474.00
<input type="checkbox"/>	132SG41	Carbon Fiber Long w/LG Fender N/A w/High Push or Pull Wheel Locks	\$617.00

Side Guard - Color Option

Available with Aluminum or Aluminum with Fender. Not applicable to carbon fiber options

<input type="checkbox"/>	132GE01	Black	NC
<input type="checkbox"/>	132GE02	Matching Frame- Standard Colors	NC
<input type="checkbox"/>	132GE03	Matching Frame- Custom Color	\$67.00

9. KEY OPTIONS AND ACCESSORIES

Anti-Tips

Anti-Tip Single Side N/A 12W-14W range, N/A w/Xtender or Rear suspension

<input type="checkbox"/>	132AT37	Anti-Tips (Pair)	\$111.00
<input type="checkbox"/>	132AT14	Anti-Tip Single Side - Flip Up	\$239.00
		<input type="checkbox"/> Left <input type="checkbox"/> Right (Facing from rear)	

Additional Pack Accessories

<input type="checkbox"/>	132A1	Backpack - Adult	\$103.00
<input type="checkbox"/>	132A2	Backpack - Kids	\$96.00
<input type="checkbox"/>	1321A01	Seat Pouch Black	\$77.00

Positioning Belt

<input type="checkbox"/>	132A824	Belt 2" Aircraft Buckle	\$129.00
<input type="checkbox"/>	132A825	Belt 2" Aircraft Buckle Padded	\$188.00
<input type="checkbox"/>	132A826	Belt 1.5" Auto Buckle Universal	\$83.00
<input type="checkbox"/>	132A804	Positioning Belt Clamps Only	\$71.00

Spoke Guards

Only available with Lite spoke. N/A w/ Xtender Power Assist

<input type="checkbox"/>	1324A01	Quickie Black Spoke Guard	\$145.00
<input type="checkbox"/>	1324A02	Quickie Clear Spoke Guard	\$145.00

Miscellaneous

<input type="checkbox"/>	132A2100	Crutch Holder	\$106.00
<input type="checkbox"/>	1328A21	Tool Kit	\$39.00
<input type="checkbox"/>	132NP01	Gel Swing Away Pad	\$134.00
<input type="checkbox"/>	132A999	Quickie Water Bottle & Holder	\$75.00

10. COLOR

Standard Frame Color

<input type="checkbox"/>	132C140	Aztec Gold	NC
<input type="checkbox"/>	132C118	Bead Blast	NC
<input type="checkbox"/>	132C2	Black (Not avail as base w/Zebra)	NC
<input type="checkbox"/>	132C141	Black Cherry	NC
<input type="checkbox"/>	132C10	Black Opal	NC
<input type="checkbox"/>	132C38	Blue Opal	NC
<input type="checkbox"/>	132C36	Candy Blue	NC
<input type="checkbox"/>	132C14	Candy Purple	NC
<input type="checkbox"/>	132C35	Candy Red	NC
<input type="checkbox"/>	132C142	Electric Blue	NC
<input type="checkbox"/>	132C143	Evergreen	NC
<input type="checkbox"/>	132C44	Glossy White	NC
<input type="checkbox"/>	132C126	Glow	NC
<input type="checkbox"/>	132C144	Green Apple	NC
<input type="checkbox"/>	132C147	Hot Sparkle Pink	NC
<input type="checkbox"/>	132C148	Mauve Pink	NC
<input type="checkbox"/>	132C103	Rootbeer	NC
<input type="checkbox"/>	132C114	Sparkle Silver	NC
<input type="checkbox"/>	132C145	Sunrise Orange	NC
<input type="checkbox"/>	132C113	Titanium Color Paint	NC
<input type="checkbox"/>	132C8	Yellow	NC

Matte Frame Colors

<input type="checkbox"/>	132C116	Matte Black	NC
<input type="checkbox"/>	132C151	Matte Black Cherry	NC
<input type="checkbox"/>	132C150	Matte Electric Blue	NC
<input type="checkbox"/>	132C149	Matte Evergreen	NC
<input type="checkbox"/>	132C152	Matte Purple	NC

Custom Frame Color

<input type="checkbox"/>	132C112	Desert Camouflage	\$340.00
<input type="checkbox"/>	132C43	Mossy Oak Camouflage	\$340.00
<input type="checkbox"/>	132C42	Stars & Stripes	\$340.00
<input type="checkbox"/>	132C108	Zebra (Choose above base color) Std with White unless above base paint is chosen N/A w/ Blk, Matte Black, Blk Opal, Titanium or Bead Blast)	\$340.00

10. COLOR (CONT)

Anodized Color Package

Forks, Backcane Bracket, Rear Axle Clamp, and Freestyle mounting bracket
(if selected). N/A w/ Frog Legs

<input type="checkbox"/>	132EB07	Black	NC
<input type="checkbox"/>	132EB08	Blue	\$196.00
<input type="checkbox"/>	132EB13	Gold	\$196.00
<input type="checkbox"/>	132EB09	Lime Green	\$196.00
<input type="checkbox"/>	132EB10	Purple	\$196.00
<input type="checkbox"/>	132EB11	Red	\$196.00
<input type="checkbox"/>	132EB12	Ti Grey	\$196.00

Frame Graphics

Graphic designs on front frame tubes. N/A with transit & Matte Black Cherry.

N/A w short height frames

<input type="checkbox"/>	1328A24	Bloom	\$383.00
<input type="checkbox"/>	1328A25	Dragon	\$383.00
<input type="checkbox"/>	1328A26	Ghost Flames	\$383.00
<input type="checkbox"/>	1328A27	Retro Squares	\$383.00
<input type="checkbox"/>	1328A28	Tribal	\$383.00

Bloom design



Dragon design



Ghost Flames design



Retro Squares design



Tribal design



Built For Me

To inquire about any unique customization for Quickie products, contact:
Phone: (800) 263 - 3390 Fax: (800) 561 - 5834



Commonly Requested Options Include:

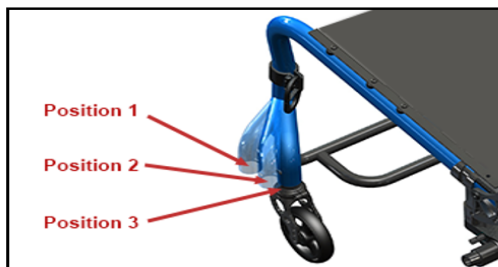
Swing Away Knee Adductors for Oval Tubing
One Arm Drive
Unilateral Wheel Locks
Seat Pan
Caster Pin Lock
Grade Aids
Active Rigid w/Folding Back
Spinergy Color Spokes
Custom color casters (Alum sofo roll only)
Lifestyle custom paint package (see website)



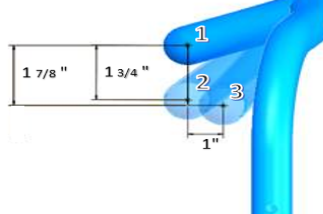
11. APPENDIX

Handrim & Wheel Matrix

Handrims	Wheels				
	5 Spoke Mag	Lite Spoke	Ultra Lightweight	Spinergy	Mountain
Aluminum Anodized	20,22,24	20,22,24,26	22,24,25	22,24,25,26	24
Plastic Coat	20,22,24	22,24	N/A	24,25,26	24
Natural Fit - Standard Grip	24	22,24,25,26	N/A	22,24,25,26	N/A
Natural Fit - No Thumb Grip	24	22,24,25,26	N/A	22,24,25,26	N/A
Natural Fit - Super Grip	24	22,24,25,26	N/A	22,24,25,26	N/A
Natural Fit LT - Std Grip	24	22,24,25,26	N/A	22,24,25,26	N/A
Natural Fit LT - Super Grip	24	22,24,25,26	N/A	22,24,25,26	N/A
Natural Fit LT - No Thumb Grip	24	22,24,25,26	N/A	22,24,25,26	N/A
Surge - Oval w/Gription Strip	N/A	22,24,25,26	N/A	22,24,25,26	N/A
Surge LT - Oval w/Gription Strip	N/A	22,24,25,26	N/A	22,24,25,26	N/A
Q Grip Neoprene Coated	N/A	24,25	N/A	24,25	N/A
Spinergy Flex Rim	N/A	N/A	N/A	24,25	N/A
Omit Handrim	20,22,24	N/A	N/A	22,24,25,26	24



Inset 1 example:



Note: There are variances between frame angle and inset

