



Spinergy Inc. / SM Power distributed in Canada by 49 Bespoke Inc.

Email: 49@49Bespoke.com

Date: _____ / _____ / _____ Ship/Bill To: _____ Account #: _____

Address: _____ PO #: _____

City: _____ Province: _____ Postal Code: _____ Country: _____ Mark For: _____

Phone: _____ Fax: _____ Email: _____

(Spinergy / SMP Power Use Only) SO #: _____ Serial #: _____ Ship Date: _____

ZX-1 Power Assist Add On (HCPCS Code: K0108) Includes

Retail: \$12,995.00

- 2 Drive wheels with tires (10" x 4") 2
- Batteries (12v 15ah AGM) 2
- Armrests & power module
- Carbonfiber shroud
- BatteryCharger
- Product/Service manuals



Standard Chair Measurements:

- Wheelchair Manufacturer/Model: _____
- Serial Number of Wheelchair: _____
- Tire Profile Size: _____
- Rear Wheel Size (Circle One): 24" 25" 26" 5. Rear Wheel Spacing (Inches): _____
- Rear Seat Width (Circle One): 14" 15" 16" 17" 18" 19" 20"
- Degree of wheel camber (Circle One): 1 2 3 4 5 Other: _____
- Center of gravity (Circle One): -2" -1.5" -1" 0" 1" 1.5" 2" 2.5" 3" 3.5" 4" 4.5" 5" Other: _____
- Folding Backrest (Circle One): Yes / No
- User Weight (Check one): _____ 100lbs.- 150lbs. _____ 150lbs.- 200lbs. _____ 200lbs. - 250lbs.
- Cambertube diameter (Circle One): 1" 1.25" 1.5" 2"
- Does your chair have an anti-tip device? (Circle One) Yes / No - If yes, see ZX---1 Wheelchair Compatibility Guide
- Does your chair have arm rest hardware? (Circle One) Yes / No - If yes, see ZX---1 Wheelchair Compatibility Guide
- Cambertube width unobstructed:

This picture shows an individual measuring the camber tube width with a tape measure. The measurement you want is the unobstructed width available on your camber tube.



_____ Inches

Seat height adjustment post height:

For TiLite "XX---A" Series chairs please be sure to measure from the end of the post to the top where it bolts into the frame. The post can be seen to the right circled in red.



_____ Inches



Note 1: For assistance with compatibility, please see ZX--1/Wheelchair Compatibility Guide.

Note 2: ZX--1 is only compatible with rigid wheelchair frames (not folding frames).

Weight Limit: 250 lbs.



Joystick:

1. Side to mount joystick (Circle One): Right / Left
2. Knob: (Checkbox to make selection)

Standard – 	PN: STD	Soft Ball – 	PN: Z100132	T-Bar – 	PN: Z100133
3. Arm Rest Extension – 		PN: Z100139 \$182.00/Pair _____			

Accessories:



1. Tires: (Checkbox for tire selection)

Standard ZX--1 tires:  (No Charge)	Off--road knobby tires: 
	PN: Z100126 \$280.00/Pair _____

2. Travel Case:

A. Spinergy ZX--1 Travel Case 	PN: Z100138 \$1,680.00 _____
B. Caster Wheels for Travel Case: 	PN: Z100146 \$280.00 _____

3. Batteries: (Choose type)

A. (x2) 12v 15Ah AGM – (Lead Batteries) *Optional <u>Extra</u> Set of 2 Batteries* 	PN: Z100016 \$336.00/Pair _____
B. (x2) 12v 15Ah Lithium Ion Batteries – (Lithium Batteries with battery management system cable kit) 	PN: ZX--LK \$1,960.00 _____

The ZX-1 by Spinergy will be compatible with most manual, rigid frame wheelchairs. 'Box Frame' chairs such as Quickie GP Series, TiLite Aero R, or any rigid frame chair with swing-away leg rests may be compatible with the ZX-1 Power Add-On. Please call for any folding frame units or with any specific questions you may have regarding compatibility or additional accessories, etc.

Notes: _____ Sub Total: _____
 _____ Freight: _____
 _____ Total: _____



Customer Signature: _____